

ClearZone Snow Melting Systems in Asphalt (Full Snowmelt Coverage)





ClearZone heated asphalt and paver driveway being installed.



ClearZone asphalt heated drive and parking ramp.



ClearZone snow melting mats being installed for heated asphalt driveway.



Hot asphalt being applied over ClearZone snow melting mats.



CZ snow melting cable and mats are designed to withstand the extreme temperature of hot asphalt applications.



Asphalt being compressed over ClearZone snowmelt system.



ClearZone heated asphalt driveway.



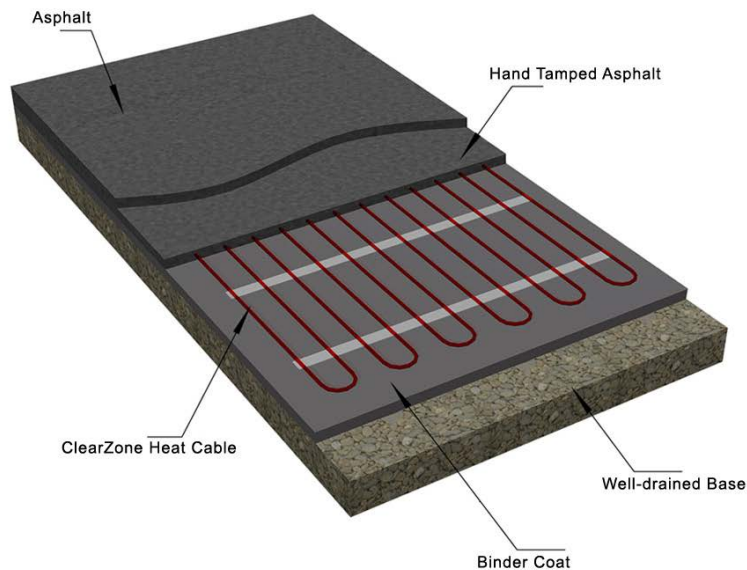
Commercial heated asphalt ramp to parking area.

CLEARZONE

WARMZONE
Premier Radiant Heating

ClearZone Heat Cable Under Asphalt

Perspective View



Sectional Side View

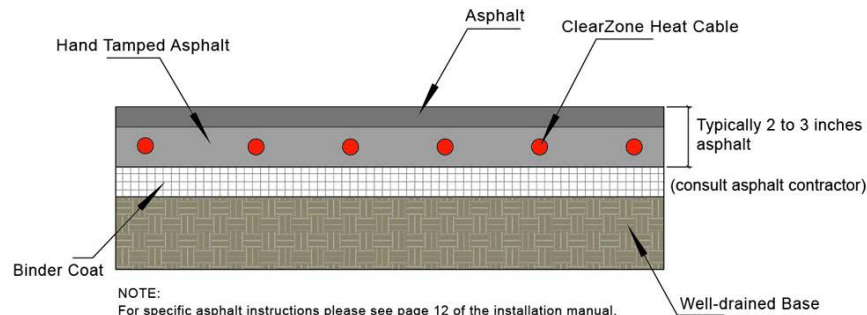
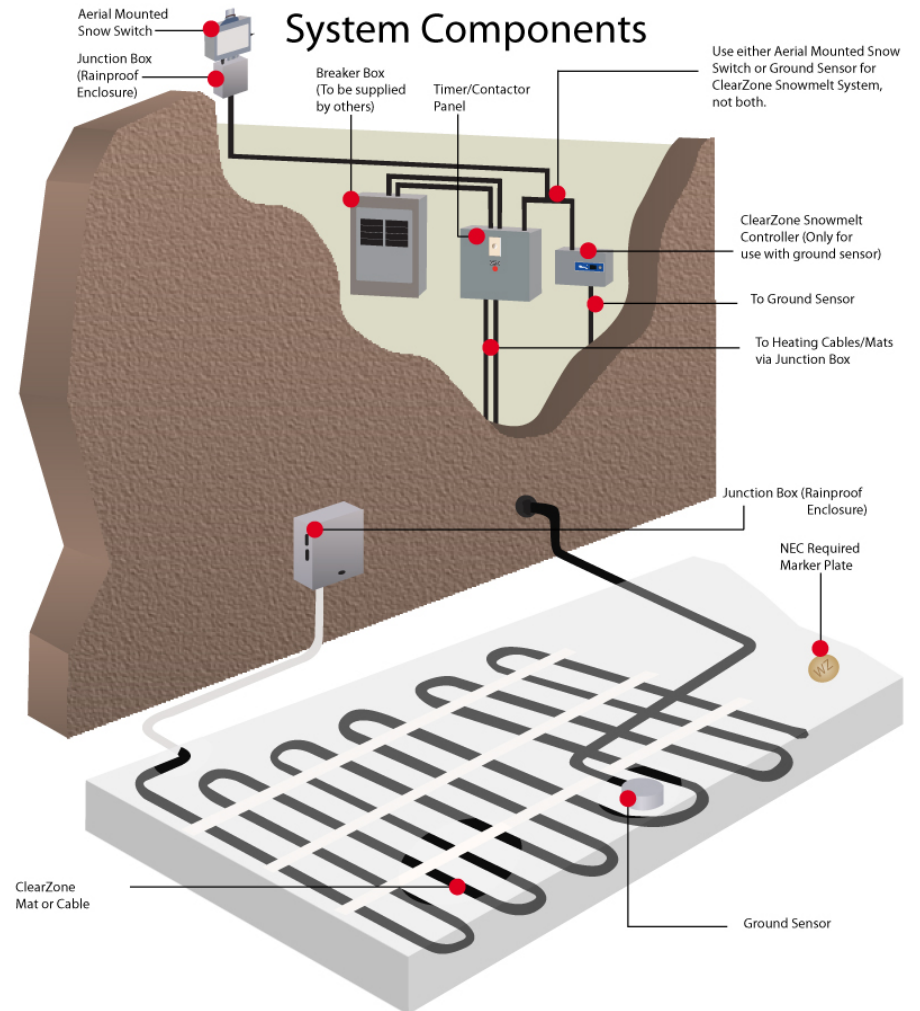


Illustration of ClearZone snow melting system in asphalt.

CLEARZONE

System Components



*Cable typically installed 2" below surface.

WARMZONE
Premier Radiant Heating

Illustration of ClearZone snow melting system components.