


Snow Melting

RADIANT SNOWMELT SYSTEMS



CLEARZONE

Electric Snow Melting Systems



Automated Snow Melting Systems

Fully automated, maintenance-free Warmzone snow melting systems have proven to be the optimum solution for heating commercial parking ramps, driveways, sidewalks, loading docks and more. Versatile and durable, ClearZone heat cable is designed to withstand the stress of heavy concrete pours and brick and stone paver applications as well as the extreme temperatures of hot asphalt installations. The snow melting cable is available on the spool or pre-spaced in mats for easy “roll-out” installation. The performance and reliability of electric snowmelt systems have made ClearZone a favorite among homeowners and professional builders alike.

ClearZone Features Include:

- Available on the spool or pre-spaced in mats.
- Single-point connection simplifies installation.
- Twin-conductor cable.
- Flexible installation; easy to customize.
- Durable and versatile - Designed for use in concrete, under pavers, and hot asphalt applications.
- Silent, efficient and safe.
- Maintenance-free operation.
- All mats heat 2-feet wide. Power leads are 16.4 feet in length.
- 10-year limited warranty against manufacturing defects.

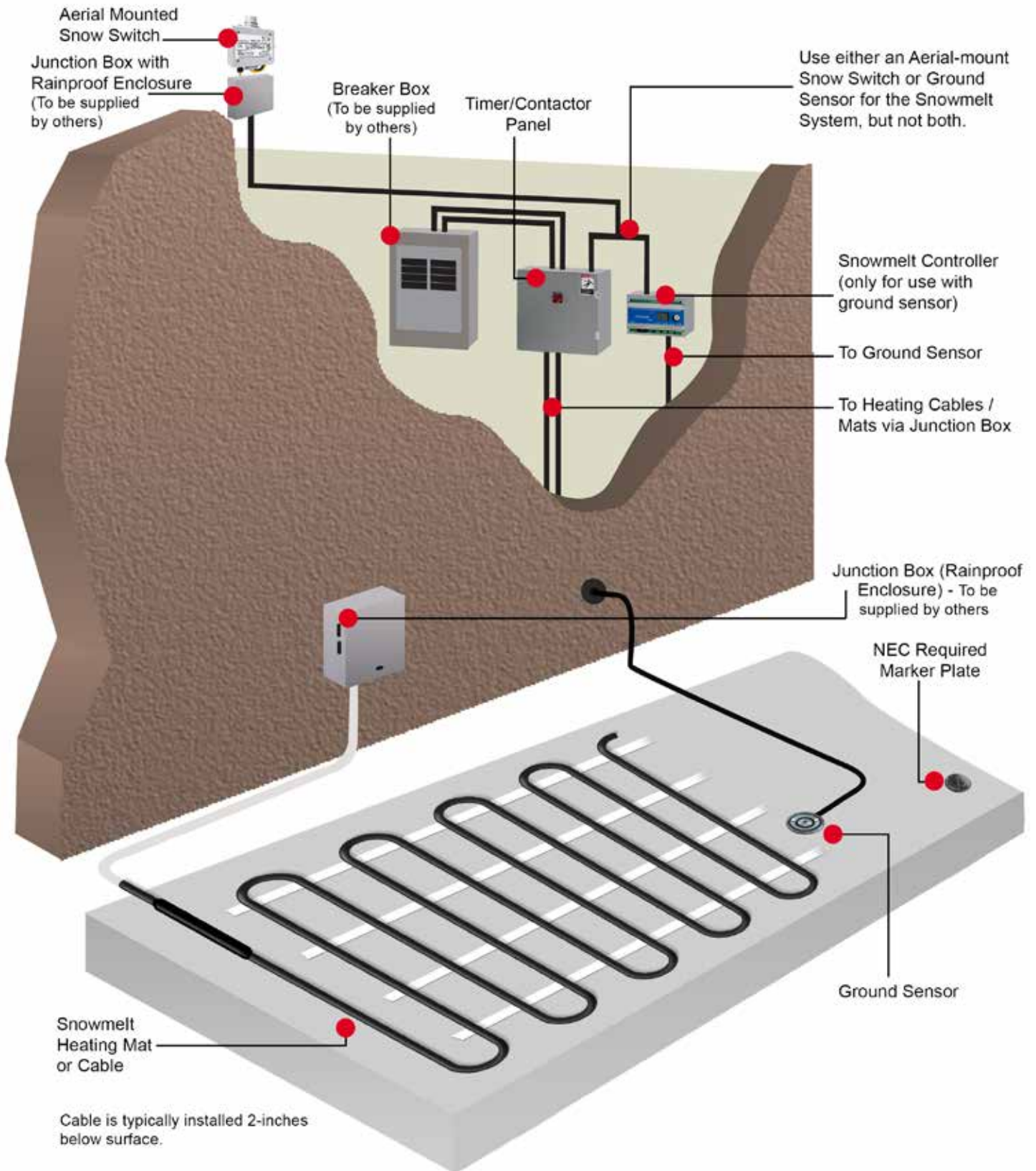


ClearZone Mats and Cables Specifications

Cable construction	Twin conductor
Rated voltage	120-600 V (For 120, 208, 277, 600 V, please call.)
Output (mats)	37W/ft. ² and 50W/ft. ²
Output (cables)	12W/ft. (40W/m) with cable, 24-70W/ft. ²
Cold lead	16.4 feet (5.0m) Longer cold leads available on request.
Bending radius	Minimum 2 inches, (51mm)
Cable diameter	¼ inches (7mm)
Conductor insulation	Fluoropolymer
Metal sheath	Copper
Outer sheath	Polyolefin
Max. external jacket asphalt temperature *	220°F (105°C) *[460°F (240°C) for up to 10 minutes]
Max. external jacket temp.	158°F (70°C)
Max. conductor insulation temperature	302°F (150°C) Concrete and pavers
Min. installation temp.	5°F (-15°C)



CZ Snow Melting System Overview





Exterior Radiant Heat Controls

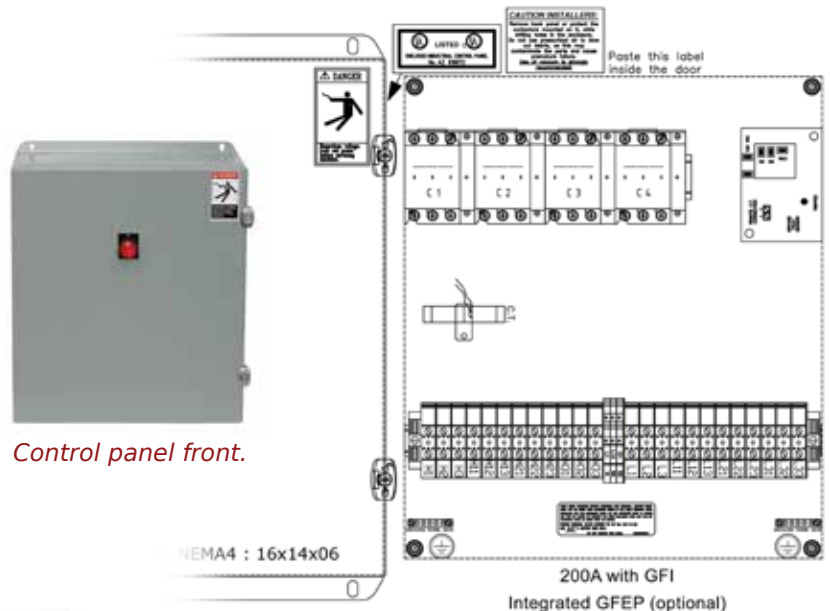
Warmzone Offers Contactor Panels with GFEP

In keeping with its commitment to provide installers with the best products and services, Warmzone also offers GFEP (ground fault equipment protection) breakers in panels with its snow melting systems to facilitate installation and save installers time and money.

NEMA 4X contactor panel available upon request.

Features and Benefits

- NEMA 4, UL listed panel box
- Low cost
- Easy to install
- Integrated GFEP (optional)
- LED trip indicator (internal)
- LED "heat on" indicator light
- Pre-wired terminal connections
- 120 V on/off remote heat indicator
- 2-year warranty
- Single and 3-phase
- Two or four 50-amp contactors





Exterior Radiant Heat Controls

Snowmelt System Controller

The Warmzone snowmelt control units are NEMA 1, wall-mounted control panels. The approximate size of the control unit is only 6x3½ inches. It is even possible to control the unit from an external signal (day/week timer, GSM-module or other signal source). The controller also features manual override capability, allowing you to activate the system to melt snow drifts or ice that has formed due to wind or shade.



Warmzone Control Unit for Systems Utilizing an In-ground Sensor

The Warmzone controller is designed for roof deicing and ground (heated driveways, sidewalks, etc.) snow melting applications. Using readings from temperature and moisture sensors, the controller ensures economical control of power consumption when keeping outdoor areas and roofs free of ice and snow.

Despite the compact control unit's advanced technology, superior performance and ease of use, it also represents a breakthrough in that it is significantly more affordable than most other

industry controllers. The unit provides maintenance-free, energy-efficient, UL listed snow melting for all types of residential and commercial applications.

Warmzone Snowmelt Controller Technical Data

Supply voltage	120/230 V ±10%, 50-60 Hz
Temperature range	32°F to 122°F (0 to 5°C)
Working range	-4°F to 41°F (-20 to 5°C)
Built-in timer for manual snow melting / after run	1-6 hours
Output relay	3 x 16A potential free relay
Two-zone application	Output is 2 x 16A potential free relay
Water-based system	Controlling a 3 or 4 way valve, primary pump, secondary pump.
Display	Graphic and with backlight
Ambient temperature	32°F to 122°F (0°-50°C)
Housing (including cover)	IP20
Weight	1.09 lbs. (495 g)
Dimensions (excluding cover)	H: 3.5" W: 6.1" D: 1.7" (90mm x 156mm x 45mm)
Dimensions (including cover)	H: 6.7" x W: 6.4" x D: 1.7" (170mm x 162mm x 45mm)
LEDs indicate the functions: ON/green; ERROR/red	Supply voltage to the thermostat; fault indication

Technical Data for Warmzone In-Ground Sensors	
Detecting	Moisture and temperature
Mounting	Any outdoor area
Housing	IP68
Ambient temperature	-4°F to 158°F (-20 to 70°C)
Cable length	33 feet (10 meters)
Dimensions	H: 1¼-2.4 inches (32mm-60.9mm)

Ground Sensor for Temperature and Moisture

Designed for embedding into the surface of concrete, asphalt, pavers or other outdoor surfaces, Warmzone in-ground snow sensors detect ground temperature and moisture for automated snow melting systems. The activation device only signals the controller to activate the system when the outdoor temperature is below the selected setting (usually 39°F) and snow or ice occurs on the sensor head.

The snow sensor is usable for all applications within hydronic as well as electrical radiant heating. Optimal operation is ensured because of the output control, which makes the system both effective and economical.



In-ground snow sensor (and sensor cup) for automated snow melting system.

Warmzone System Activation Devices (Snow Sensors)

Warmzone snowmelt systems come standard with an aerial or ground-mounted snow sensor switch. The advanced device automatically activates the Warmzone snow melting system when it detects precipitation and temperatures are below a set point.



The WS-2C Aerial Snow Sensor - Designed for snow and freezing rain detection, the WS-2C aerial snow sensor sets the standard for automated radiant snowmelt systems. The snow sensor activates the snow melting system when moisture is present and the temperature reaches the set point (usually 39°F), providing fully automated, efficient snow and ice melting.

WS-2C Specifications	
Dimensions	4¾"x7"x2¾" (120 mm x 178 mm x 70 mm)
Weight	2 lbs. (0.9 Kg)
Operating temp	-40° to 185°F (-40° to 85°C)
Enclosure rating	NEMA 3R
Supply power	100-277 VAC
Trigger temperature	34° to 44°F (1.1° to 6.6°C) Adjustable
Delay off (controller)	30-90 Minutes field selectable
Load capacity	30A @ 240 VAC / 100,000
Monitor contact	24 VDC/VAC 400mA 10 W Total



The WS-5C Aerial Snow Sensor - The WS-5C is essentially a WS-2C fitted with a dual 30A load control contact set. It is primarily designed for larger satellite antenna/broadcast tower deicing and pavement snow melting applications. Specifically, any job that a WS-2C can perform, a WS-5C can perform with double the load handling capability.

WS-5C Specifications	
Dimensions	4¾"x7"x2¾" (120 mm x 178 mm x 70 mm)
Weight	2 lbs. (0.9 Kg)
Operating temp	-40° to 185°F (-40° to 85°C)
Enclosure rating	NEMA 3R
Supply power	100-277 VAC
Trigger temperature	34° to 44°F (1.1° to 6.6°C) Adjustable
Delay off (controller)	30-90 Minutes field selectable
Load capacity	2x30A @ 240 VAC / 100,000
Monitor contact	24 VDC/VAC 400mA 10 W Total



The WS-8C Aerial Snow Sensor - The WS-8C is designed for gutter, downspout, and roof ice melting and small satellite antenna deicing. The sealed, low voltage, remote mount precipitation sensor allows the user to install the small sensor head in a downspout, the bottom of a gutter, or at the end of an antenna boom, up to 10 feet away, while keeping the main controller in a more convenient or protected location.

WS-8C Specifications	
Dimensions	4¾"x7"x2¾" (120 mm x 178 mm x 70 mm)
Weight	2 lbs. (0.9 Kg)
Operating temp	-40° to 185°F (-40° to 85°C)
Enclosure rating	NEMA 3R
Supply power	100-277 VAC
Trigger temp	34° to 44°F (1.1° to 6.6°C) Adjustable
Delay off	30-90 Minutes field selectable
Load capacity	30A @ 240 VAC / 100,000

Warmzone accepts no responsibility for possible errors in catalogs, brochures, other printed materials, and website information. Warmzone reserves the right to alter its products without notice. This also applies to products already on order provided that such alteration can be made without subsequent changes being necessary in specifications already agreed upon. All trademarks in this material are the property of the respective companies. © 2017 All rights reserved.

Warmzone Snowmelt System Controls

Warmzone snowmelt systems come standard with an aerial or ground-mounted snow sensor switch. The advanced device automatically activates the Warmzone snow melting system when it detects precipitation and temperatures are below a set point. The temperature is typically set at 39°F, but is adjustable from 34°F (1.1°C) to 44°F (6.6°C). Smart system compatible, the aerial sensors have several other notable features, including adjustable delay off cycle and upgradeable remote activation.

Warmzone WS-AUX Snow Sensor Control/Display Panel

The WS-AUX control display panel is used in conjunction with a WS snow sensor controller. The sensor is typically mounted on a roof, near a gutter, or in a similarly difficult location to reach.



The control display panel brings control and monitoring of your snowmelt system indoors, providing remote monitoring and controlling of the attached sensor. The user may monitor both the operating mode and the activation state of the sensor. The user may also set the sensor to prohibit automatic operation, to automatically operate, or to manually operate one snow melting cycle, then return to automatic operation.

The WS-AUX derives its power from the snow sensor and requires no batteries or AC power. With an operating temperature range of -40°F to 185°F (-40°C to +85°C) the WS-AUX is designed for use either indoors or outdoors with proper protection from the elements.

The WS-AUX is compatible with the WS-2C, WS-5C, and WS-8C rain/snow sensor controllers. The unit consists of an electronic printed circuit board mounted securely to a steel mounting plate. The WS-AUX weighs 2.5 ounces and fits into a standard single-gang or multi-gang electrical enclosure. Compatible self-threading mounting screws that fit both metal and plastic enclosures are included. The plate also has mounting holes for a rectangular “modular” cover plate. This allows the user to select a cover plate color and material that blends with the decor of the room.

The WS-AUX provides three push-button switches; STANDBY, AUTOMATIC, and MANUAL ON. The respective LED indicators for each control reflect the current operating mode of the snow sensor. To save energy, the LED indicators blink periodically rather than remaining steadily illuminated. Pressing STANDBY will set the connected snow sensor to ignore snowfall and prohibit automatic operation of an attached snowmelt system.

The WS-AUX provides three push-button switches; STANDBY, AUTOMATIC, and MANUAL ON. The respective LED indicators for each control reflect the current operating mode of the snow sensor. To save energy, the LED indicators blink periodically rather than remaining steadily illuminated. Pressing STANDBY will set the connected snow sensor to ignore snowfall and prohibit automatic operation of an attached snowmelt system.

This function can be used to save energy if snow melting is not critical (i.e., driveway, sidewalk) and is not required for an extended period of time (vacation home, remote location). Pressing AUTOMATIC will set the connected snow sensor to automatically activate and control an attached snowmelt system when snow is detected.

WS-AUX Specifications	
Dimensions	4.1" x 1.8" x 0.9" (104 mm x 45 mm x 23 mm)
Weight	2.5 ounces
Operating temp	-40° to 185°F (-40° to 85°C)
Enclosure	Fits into a standard single-gang or multi-gang electrical enclosure
Supply power	Derives its power from the snow sensor, requiring no batteries or AC power
Push-button functions	STANDBY, AUTOMATIC, and MANUAL ON

*Warmzone snow melting systems are fully automated and feature the industry's most trusted and proven heating elements, activation devices and controls. Warmzone also includes industry leading services such as installation support, system design AutoCADs, and free installation training. Call **888.488.9276** to learn more or to sign up for your installation training course(s).*



Example of a Warmzone aerial-mount snow sensor and junction box.

WARMZONE SNOW MELTING MATS & CABLE ORDERING INFORMATION *

The Warmzone snow melting system includes heating cable or a mat that is pre-spaced and taped into a 3- or 4-inch on-center-mat that allows for simple roll-out installation. All mats heat 2-feet wide. Power leads are 16.4 feet in length. (* The most commonly ordered snow melting cable sizes are listed below. To order 120, 208, 277, 600 V, and other size mats and cables, please contact Warmzone at 888.488.9276.)



Snow Melting Mats



240 Volt Mat (50 W per square foot)

Item Number	Heated Area (Sq. ft.)	Mat Length (Feet)	Watts	Amps	Ohms
SM25052500	10	5	500	2.1	114.3
SM2501121000	20	11	1,000	4.2	57.1
SM2502722500	50	27	2,500	10.4	23.1
SM2504424000	80	44	4,000	16.7	14.4
SM2506025500	110	60	5,500	22.9	10.5

240 Volt Mat (37 W per square foot)

Item Number	Heated Area (Sq. ft.)	Mat Length (Feet)	Watts	Amps	Ohms
SM237112750	20	11	750	3.1	77.4
SM2373022000	55	30	2,000	8.3	28.9
SM2375123500	95	51	3,500	14.6	16.4
SM2376524500	120	65	4,500	18.8	12.8
SM2378025500	150	80	5,500	22.9	10.5

480 Volt Mat (50 W per square foot)

Item Number	Heated Area (Sq. ft.)	Mat Length (Feet)	Watts	Amps	Ohms
SM45052500	10	5	500	1.0	460.8
SM4501121000	20	11	1,000	2.1	230.4
SM4502722500	50	27	2,500	5.2	92.2
SM4504424000	80	44	4,000	8.3	57.6
SM4506025500	110	60	5,500	11.5	41.9



480 Volt Mat (37 W per square foot)

Item Number	Heated Area (Sq. ft.)	Mat Length (Feet)	Watts	Amps	Ohms
SM437112750	20	11	750	1.6	307.2
SM4373022000	54	30	2,000	4.3	115.2
SM4375123500	94	51	3,500	7.3	65.8
SM4376524500	120	65	4,000	9.4	51.2
SM4378025500	146	80	5,500	11.5	41.9
SM4378026000	160	87	6,000	12.5	38.4

Snow Melting Cable



240 Volt Cable (37 & 50 W per square foot)

Item Number	Cable Length (Feet)	Approximate Heat Coverage (Square feet)		Watts	Amps	Ohms
		3-inch spacing (50 Watts)	4-inch spacing (37 Watts)			
SC237450	37	9	12	450	1.9	126.3
SC262750	62	15	20	750	3.1	77.4
SC2841000	84	20	27	1,000	4.2	57.1
SC21682000	168	40	55	2,000	8.3	28.9
SC22092500	209	50	70	2,500	10.4	23.1
SC22933500	293	70	95	3500	14.6	16.4
SC23754500	375	90	125	4,500	18.8	12.8
SC24585500	458	110	150	5,500	22.9	10.5

480 Volt Cable (37 & 50 W per square foot)

Item Number	Cable Length (Feet)	Approximate Heat Coverage (Square feet)		Watts	Amps	Ohms
		3-inch spacing (50 Watts Sq. ft.)	4-inch spacing (37 Watts Sq. ft.)			
SC443500	43	10	14	500	1.0	460.8
SC41271500	127	30	42	1,500	3.1	153.6
SC41702000	170	40	57	2,000	4.2	115.2
SC42563000	256	60	85	3,000	6.3	76.8
SC43404000	340	80	113	4,000	8.3	57.6
SC44265000	426	100	142	5,000	10.4	46.8
SC44695500	469	110	156	5,500	11.5	41.9

Snow Melting Mats for Asphalt



240 Volt (37 W per square foot)

Item Number	Heated Area (Sq. ft.)	Mat Length (Feet)	Watts	Amps	Ohms
SMA237112750	20	11	750	3.1	77.4
SMA2373022000	55	30	2,000	8.3	28.9
SMA2375123500	95	51	3,500	14.6	16.4
SMA2376524500	120	65	4,500	18.8	12.8
SMA2378025500	150	80	5,500	22.9	10.5



Snow Melting Contactors/Timers


Item Code	Description	Coil Voltage	Max Amps
SCP1	Single contactor, 2P, 600V	120, 208-240	50
WS100CP	Dual contactor panel (100A)	120	100
WS200CP	Quad contactor panel (200A)	120	200
WSGFEP100	Dual contactor panel with GFEP (100A)	120	100
WSGFEP200	Quad contactor panel with GFEP (200A)	120	200

Snow Melting Controls

Item Code	Description	Voltage
WS-2C	Aerial mounted snow switch (30 Amps)	100-277
WS-5C	Aerial mounted snow switch (60 Amps)	100-277
WS-8C	Aerial mounted snow switch w/remote moisture sensor (30 Amps)	100-277
WS-AUX	Auxiliary control for aerial switch	
WS-50	50 feet of interconnect cable	
WS-100	100 feet of interconnect cable	
WS-200	200 feet of interconnect cable	
WS-56	Pavement mounted snow sensor	
WS-02	Controller for pavement mounted sensor	120-277

Snow Melting Accessories

Item Code	Description
SM-Splice	Repair kit (crimp connectors, wire, heat shrink tubes)
Warmplate	Embedded marker plate (required per NEC)



Fully Automated Snow Melting Systems



WARMZONE 
PREMIER RADIANT HEATING

12637 South 265 West, Suite #100A
Draper, UT 84020 USA
Phone: 801.948.7500
Fax: 801.948.7599
Toll free: 888.488.9276