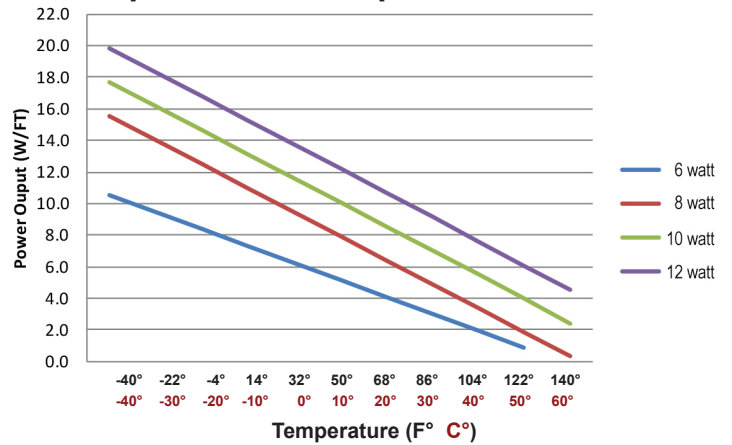


PLSRR Heat Trace Cable Data Sheet

PLSRR is self-regulating heat cable that is used for roof and gutter trace applications. The cable features a flexible, UV-stabilized thermoplastic elastomer overjacket that protects the carbon core for wet applications and exposure to the sun. The parallel heating cable is designed for a variety of industrial applications and environments, including explosion-hazardous and nonhazardous areas. (Warmzone's PLSRR heat trace cable features a NON-PRORATED 10-year warranty.)

Technical Data for PLSRR Heat Cable	
Service voltage	110-120 V, 208-277 V
Maximum maintain or continuous exposure temperature (power on)	+149°F (65°C)
Maximum intermittent exposure temperature 1,000 hours (power on/off)	+185°F (85°C)
Minimum installation temp.	-40°F (-40°C)
Protective braid resistance	<18.2Ω/km
Bus wire gauge	16 AWG
Approvals	cULus; hazardous, CSA, ATEX, IECEx
Warranty	10 years (Not prorated)
Certifications	Class I, Div.2 Groups A, B, C, D Class II, Div.2 Groups E, F, G Class III

Power Output Curves Watts per Foot vs. Temperature



Maximum Length (feet) vs Circuit Breaker Size

Cable	Startup Temp.	120 V				240 V			
		15A	20A	30A	40A	15A	20A	30A	40A
PLSRR-6-1 and PLSRR-6-2	50°F (+10°C)	230	270	270	270	460	540	540	540
	32°F (0°C)	230	270	270	270	460	540	540	540
	14°F (-10°C)	180	210	270	270	360	420	540	540
	0°F (-18°C)	140	190	270	270	285	380	540	540
	-20°F (-29°C)	125	165	250	270	250	330	500	540
PLSRR-8-1 and PLSRR-8-2	50°F (+10°C)	150	200	210	210	300	400	420	420
	32°F (0°C)	150	200	210	210	300	400	420	420
	14°F (-10°C)	140	150	205	210	280	300	410	420
	0°F (-18°C)	100	130	200	210	200	265	400	420
	-20°F (-29°C)	85	115	175	210	175	235	350	420
PLSRR-10-1 and PLSRR-10-2	50°F (+10°C)	120	160	180	180	240	315	360	360
	32°F (0°C)	105	140	170	180	210	280	340	360
	14°F (-10°C)	95	125	165	180	190	250	330	360
	0°F (-18°C)	80	110	160	180	160	215	325	360
	-20°F (-29°C)	70	95	140	180	145	190	285	360
PLSRR-12-1 and PLSRR-12-2	50°F (+10°C)	60	85	125	170	125	170	255	340
	32°F (0°C)	80	140	150	150	160	270	310	310
	14°F (-10°C)	75	130	145	150	150	260	290	310
	0°F (-18°C)	70	115	142	150	140	230	285	310
	-20°F (-29°C)	60	80	140	150	120	160	280	310
	-40°F (-40°C)	50	65	110	150	105	140	225	310
	-40°F (-40°C)	45	60	90	140	90	125	190	280

*Cut fee for non 250'/500'/1,000' rolls

Approvals:




ORDERING INFORMATION

PLSRR-□-□-□ For example: PLSRR-8-2-CR

- Outer jacket**
C=Tinned copper braid (no outer jacket)
R=Thermoplastic
T=Fluoropolymer
- Supply Voltage**
1=110-120VAC; 2=208-277 VAC
- Output Power (at 40°F)**

Example: PLSRR-8-2-CR =
8 watt, 208-277 V, Thermoplastic outer jacket



Cutaway view of PLSRR heat cable.

PLSRR Dimensions and Bend Radius

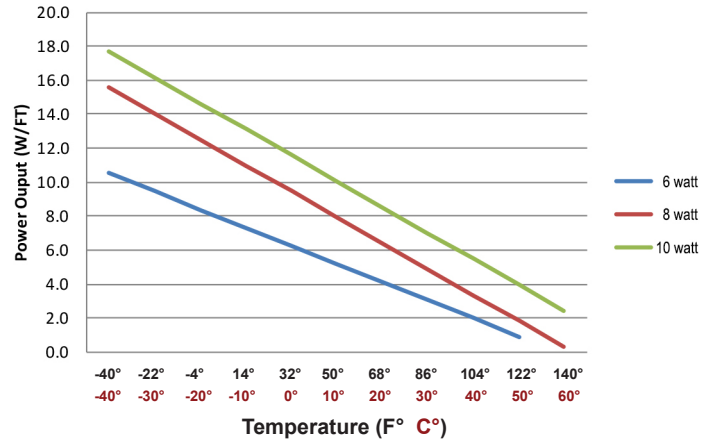
Type	Dimensions	Minimum Bend Radius
PLSRR-C	11.0 x 4.4 mm	1-inch (26 mm)
PLSRR-CR	12.6 x 6.0 mm	1.4 inches (36 mm)
PLSRR-CT	12.0 x 5.4 mm	1.25 inches (32 mm)

PLSRL Heat Trace Cable Data Sheet

Warmzone's PLSRL self-regulating heat cable is the cable of choice for roof heating and gutter trace applications. The UL listed cable features a flexible outer jacket and durable carbon core, providing consistent performance, long lifespan, and easy installation in cold temperatures.

Technical Data for PLSRL Heat Cable	
Service voltage	110-120 V, 208-277 V
Maximum maintain or continuous exposure temperature (power on)	+149°F (65°C)
Maximum intermittent exposure temperature 1,000 hours (power on/off)	+185°F (85°C)
Minimum installation temperature	-40°F (-40°C)
Protective braid resistance	<18.2Ω/km
Bus wire gauge	16 AWG
Approvals	cULus; CE, ATEX, IECEx, EAC
Warranty	2 years (Not prorated)

Power Output Curves Watts per Foot vs. Temperature



Maximum Length (feet) vs Circuit Breaker Size

Cable	Startup Temp.	120 V				240 V			
		15A	20A	30A	40A	15A	20A	30A	40A
PLSRL-6-1 and PLSRL-6-2	50°F (+10°C)	230	270	270	270	460	540	540	540
	32°F (0°C)	230	270	270	270	460	540	540	540
	14°F (-10°C)	180	210	270	270	360	420	540	540
	0°F (-18°C)	140	190	270	270	285	380	540	540
	-20°F (-29°C)	125	165	250	270	250	330	500	540
PLSRL-8-1 and PLSRL-8-2	50°F (+10°C)	150	200	210	210	300	400	420	420
	32°F (0°C)	150	200	210	210	300	400	420	420
	14°F (-10°C)	140	150	205	210	280	300	410	420
	0°F (-18°C)	100	130	200	210	200	265	400	420
	-20°F (-29°C)	85	115	175	210	175	235	350	420
PLSRL-10-1 and PLSRL-10-2	50°F (+10°C)	120	160	180	180	240	315	360	360
	32°F (0°C)	105	140	170	180	210	280	340	360
	14°F (-10°C)	95	125	165	180	190	250	330	360
	0°F (-18°C)	80	110	160	180	160	215	325	360
	-20°F (-29°C)	70	95	140	180	145	190	285	360
-40°F (-40°C)	60	85	125	170	125	170	255	340	


*Cut fee for non 250'/500'/1,000' rolls

ORDERING INFORMATION

PLSRL-□-□-□ For example: PLSRL-6-2-CR

- Outer jacket**
C=Tinned copper braid (no outer jacket)
R=Thermoplastic
T=Fluoropolymer
- Supply Voltage**
1=110-120VAC; 2=208-277 VAC
- Output Power (at 40°F)**

Example: PLSRL-6-2-CR =
6 watt, 208-277 V, Thermoplastic outer jacket



PLSRL self-regulating heat cable.

PLSRL Cable Dimensions

Type	Dimensions	Minimum Bend Radius
PLSRL-CR	10.9 x 6.0 mm	1.4 inches (36 mm)

Approvals:



Roof Heating

Cable Accessories and Connections

PLSR12 - End seal kit

- A** Heat shrinkable tubes (2)
- B** Woven braids (2)
- C** Heat shrink end caps (2)

VHBPAD - Pad for metal roof

- A** Double-sided 3x2-inch VHB Pad for metal roofs - (25 per package)

PLSR14 - Roof clips

- A** Roof clips - 50 per bag

PLSR15 - Downspout hanger kit

- A** Hanger bracket
- B** Clamp ties

PLSR10 - Splice / tee kit - with single end seal kit

- A** Clamp tie
- B** Mastic strips (1½" long x 1" wide)
- C** Heat-shrinkable tube (8" long x 1" diameter)
- D** Heat-shrinkable tube (1" long x ⅜" diameter)
- E** Heat-shrinkable tube (1" long x ½" diameter)
- F** Uninsulated braid crimp
- G** Cable ties
- H** Insulated bus wire crimps
- I** Black cloth tape (6" long)
- J** Heat-shrinkable cap
- K** Heat-shrinkable tube for ground

PLSR00 - Power connection kit - with single end seal kit

- A** Black-shrinkable tube (2) (5½" long x ⅜" diameter)
- B** Green-shrinkable tube (6" long x ¼" diameter)
- C** Black heat-shrinkable tube (1" long x ½" diameter)
- D** Seal fitting and black grommet
- E** Mounting bracket for piping
- F** Gasket
- G** Lock nut
- H** Grommet
- I** Wire nuts (3)
- J** Labels (4)

PLSRR and SRL Cable Accessories and Controls

Item Number	Description
PLSR00-Power	Power connection kit
PLSR08	Plug-in cord set, 120 V GFCI, 100 ft. maximum run length
PLSR10	Splice / tee kit
PLSR12	End seal kit (2 end seals)
PLSR14	Roof clips - 50/bag
VHBPAD	3"x2" pad - 25/pack
PLSR15	Downspout hanger kit
WS-115	Air sensing NEMA 4X outdoor thermostat 120/240 V
WS-115R	Surface sensing NEMA 4X outdoor thermostat
WS-8C	Aerial mounted snow switch with remote moisture sensor (30 amps; 120-277 V)
WS-IET	Industrial electronic temperature controller



Warmzone self-regulating heat cable.