


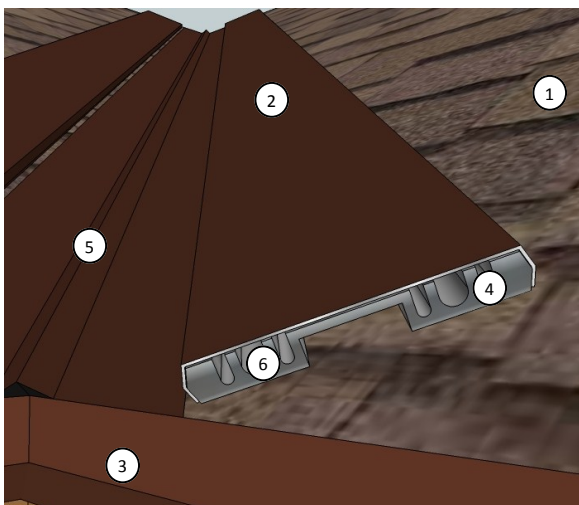
SFP-VE Existing Valley Panel



- * Effectively controls ice and snow with two passes of cable
- * Opens a pathway for water to run to the eave.
- * Comes with a 30-year protective Kynar finish.
- * Sheet metal pieces come in 48" widths for ease of handling.
- * An economical product to alleviate ice dams in existing valleys, transition areas, dormers and all without the need to re-roof.

* **System Parts List:**

- 1—Aluminum Extrusion (4" or 6")
- 1—SFP 24 ga. Kynar Steel Cover
- 1—SFP 24 ga. Kynar Steel Expansion Joint



- | | |
|--|---|
| 1. Chosen Roofing Material | 5. Existing W Valley or Weaved Valley |
| 2. SFP-4V-E Cover | 6. 2806-R / 6 Watts per Foot Heat Cable |
| 3. Drip Edge | |
| 4. 4" Extrusion with 2 Passes of heat cable on both sides of the valley. | |

Description

The 4 or 6-inch Existing Valley Panel is an efficient method to control any ice dams that would form within a valley. Effectively clearing both sides of the valley between 6"-10". The SFP-VE panel will create all the open area for water to safely flow from the valley without the possibility to refreeze over unheated portions of the roof. The heated panel system gives an aesthetic look to any structure while keeping a more efficient and cleaner method to eliminate ice dam issues in a valley, transition area, or dormer. All SFP systems come standard with a durable 30-year Kynar finish to match most desired looks.

Applications

For all buildings with a pitch greater than 4/12

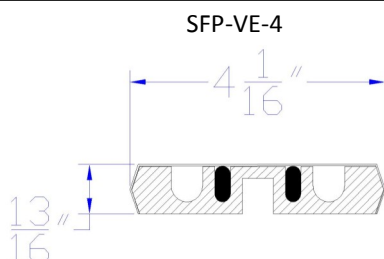
For new roof installations:

- Asphalt Shingle
- Wood Shake Shingles
- Tile or Slate Roofs
- Standing Seam Metal

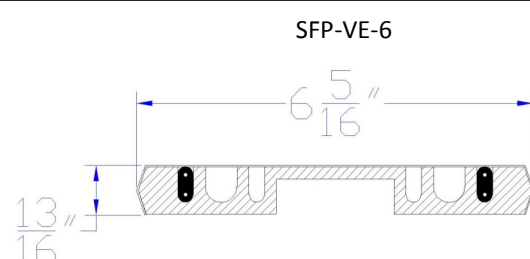
For installation on existing roofs:

- Asphalt Shingle
- Wood Shake Shingles

Key Sections



SFP-VE-4



SFP-VE-6