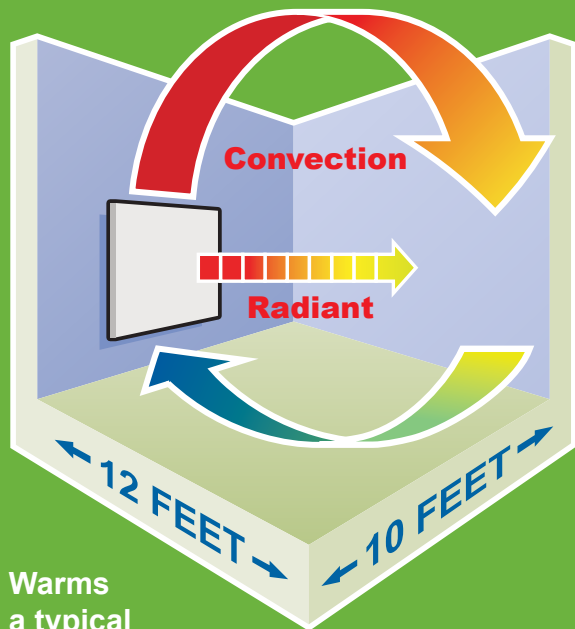


ECO-heater's unique design creates a safe and silent flow of warm air circulating throughout your room.

This natural flow of air requires no fans, creates no toxic fumes, and requires no exposed wires or heating elements.

ECO-heater uses only one-third the energy of other whole room space heaters.



Warms a typical 120 sq. ft. room

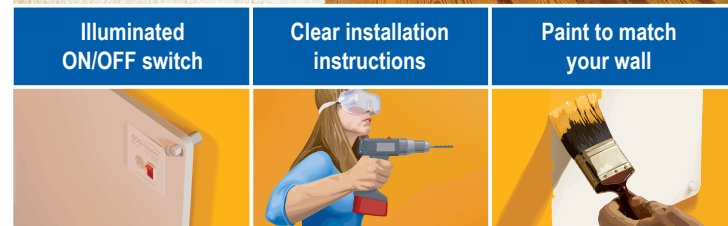
## Residential & Commercial uses for your ECO-heater:

- Bedroom
  - Living room
  - Kitchen
  - Dining room
  - Home office
  - Garage/Shop
  - Sunroom
  - Additions
  - Hotel/Motel
  - Office/Waiting room
  - Weekend cabin
  - Nursing home
  - Stables & Kennels
  - Basement/Attic
- Ultra slim and compact wall mounted design
  - Paint to match any décor with latex paints
  - Meets UL and IEC safety standards
  - Quick and easy to install
  - No motors or fans—  
No exposed heating elements
  - Illuminated ON/OFF switch
  - Uses only 27% of the energy that typical 1,500 Watt whole room heaters use
  - Doesn't dry air excessively
  - Optional thermostats & timers are available
  - U.S. Patent Pending
  - Panel size: 23-1/4"x 23-1/4" x 1/2"
  - Power: 120 Volts, 400 Watts @ 3.3 Amps



info@warmzone.com  
www.warmzone.com

www.warmzone.com



## ELECTRIC SPACE HEATER

### • Effective

Warms a 10' X 12' room with only 400 Watts...great for bedrooms

### • Efficient

Uses 73% less energy than other space heaters

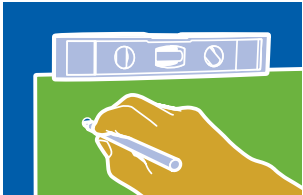
### • Economical

Save up to 50% or more on your total heating costs

www.warmzone.com

# ECO-heater<sup>®</sup>

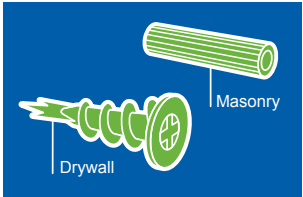
warm never felt  
so good<sup>™</sup>



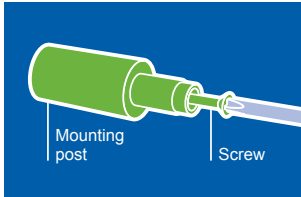
Use the template to mark the position of the four holes on your wall.



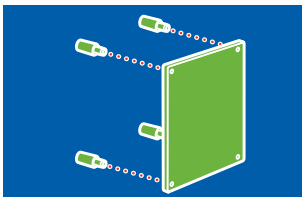
You'll need a power drill and a 7/32" drill bit to drill the four holes.



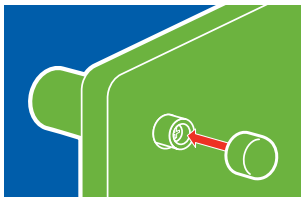
Insert the wall anchors that are included for either drywall or masonry walls.



You'll need a medium Phillips screwdriver to secure the mounting posts to the wall.



Align ECO-heater's pre-drilled holes with the four mounting posts and slip on panel...



then finish tightening screws. Snap a lock cap over the end of each mounting post.



Neutral finish looks great out of the box or can be painted to match any wall color.




Optional thermostats, timers, and reflective thermal shields are available separately.

## It's natural.

Air between ECO-heater and the wall heats quickly and rises, drawing in cool air from the bottom. Soon warm air is circulating throughout the room.

## The payoff.

By creating this natural flow of air, ECO-heater warms a 10' X 12' room using one-third the energy a typical space heater uses. You save money and reduce your carbon footprint.



1

## Loves your kids & pets.

No exposed wires or heating elements.

2

## Keep it simple.

No fans to wear out. No toxic fumes. Sturdy construction lasts for years.

3

## Fits your style.

ECO-heater's neutral finish looks great or can be painted to match any décor.

4

## Peace of mind.

ECO-heater is securely mounted to the wall so it can't be tipped over.

5

## You can do it.

Template serves as guide for drilling mounting holes, so you can install your ECO-heater easily.

6

## Not too high.

For best results, mount ECO-heater 4 to 18 inches off the floor.

7

## No doubt.

Illuminated switch lets see at a glance whether your ECO-heater is on or off.